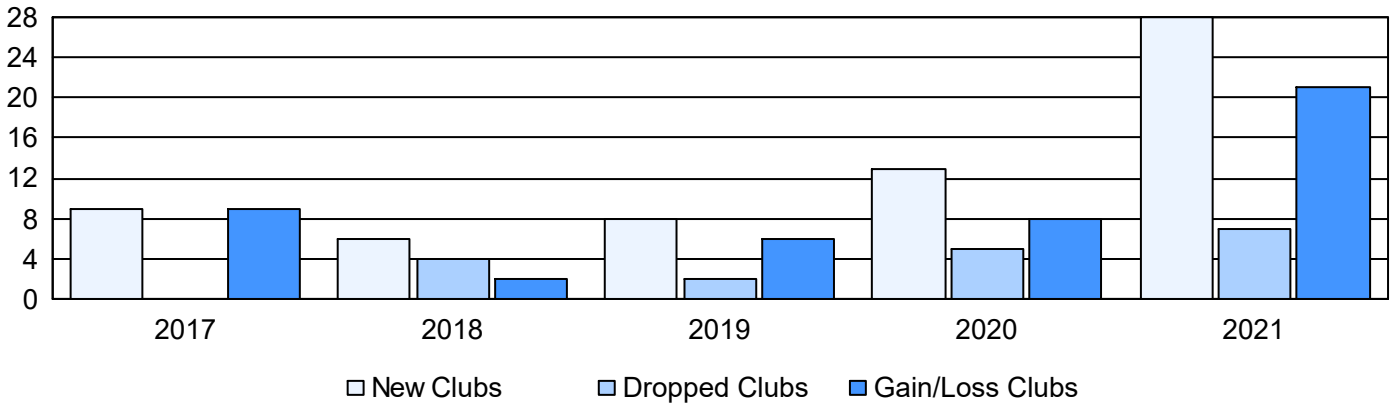
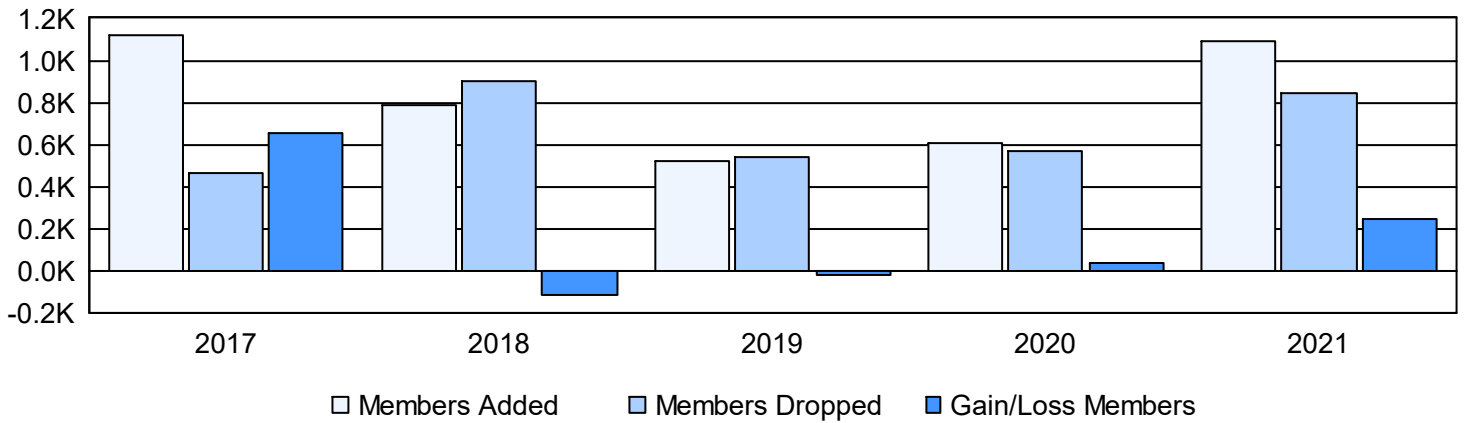


Year	New Clubs	Dropped Clubs	Gain/ Loss Clubs	New Members	Charter Members	Reinstate Members	Transfer Members	Total Member Added	Total Members Dropped	Gain/ Loss Members
2016-2017	9	0	9	760	308	50	3	1,121	466	655
2017-2018	6	4	2	553	165	62	2	782	902	-120
2018-2019	8	2	6	253	237	24	5	519	540	-21
2019-2020	13	5	8	253	278	70	3	604	569	35
2020-2021	28	7	21	494	532	50	15	1,091	844	247
Average	13	4	9	463	304	51	6	823	664	159

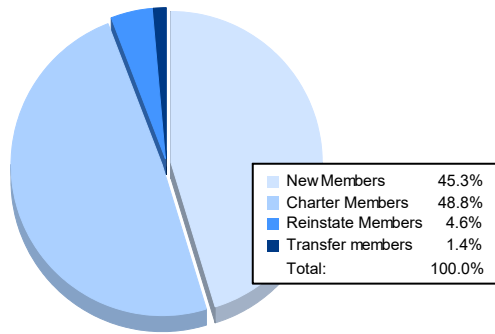
Clubs



Members



Membership Composition June 2021 Cumulative



Gender Composition June 2021 Cumulative

